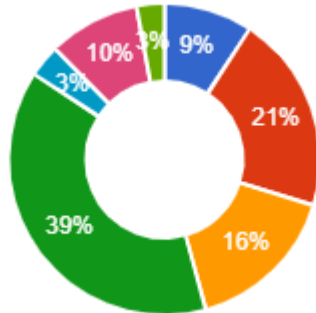


Marlborough market - customer survey


► Frequency

🗨 Total Responses: 628


How often do you go to Marlborough market? Click all that apply




Every Wednesday (9.24% / 58 votes)




Every Saturday (20.54% / 129 votes)




Both days every week (15.92% / 100 votes)




Now and again (38.54% / 242 votes)




Once a month (3.34% / 21 votes)



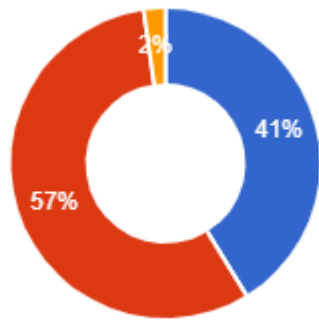
Rarely (9.55% / 60 votes)




Never (2.87% / 18 votes)



Is the market your main reason for visiting the High Street on market days?




Yes (41.23% / 221 votes)



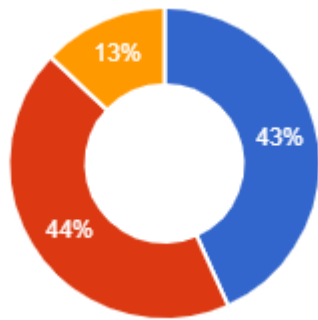
No (56.53% / 303 votes)




Other (use the comments box to explain) (2.24% / 12 votes)




Typically, how long do you spend at the market?




Up to 10 minutes (43.3% / 252 votes)



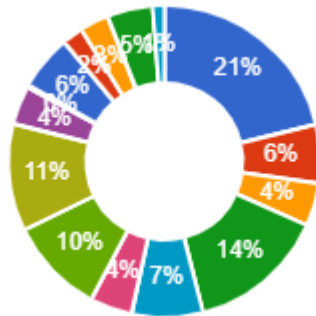
10 to 20 minutes (43.64% / 254 votes)




More than 20 minutes (13.06% / 76 votes)




Which stalls do you visit? (NB stalls listed here may vary from stalls you saw at your last visit. Some stalls appear on certain days only, at certain times, or during certain seasons of the year so not all the stalls listed here will be present at each market)




Fruit and vegetables (21.19% / 485 votes)




Meat (6.07% / 139 votes)




Fish (4.46% / 102 votes)




Cheese, dairy, deli goods (14.29% / 327 votes)




Speciality/artisan foods e.g. cupcakes, apple juice, chocolates, biltong, fudge, honey, alcohol (7.38% / 169 votes)




Ready to eat/takeaway e.g. samosas, paella, other hot food (4.41% / 101 votes)




Bread and baked goods (10% / 229 votes)




Plants and flowers (11.1% / 254 votes)




Garden supplies or ornaments (3.98% / 91 votes)




Vapes and incense (0.26% / 6 votes)




Clothing (5.72% / 131 votes)



Furniture/household goods (2.18% / 50 votes)



Pet supplies/wild bird food (3.01% / 69 votes)



Knife sharpening service (4.72% / 108 votes)



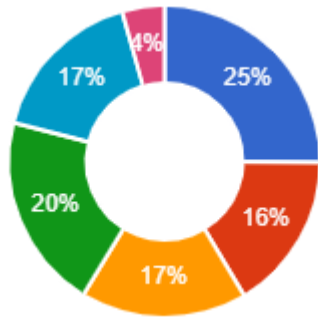
4.72%

Other (please give details below) (1.22% / 28 votes)




1.22%


What is your main reason for shopping at the market? Please select more than one if applicable




For local and/or artisan products (25.11% / 292 votes)




Cost (16.34% / 190 votes)




Variety and choice (17.28% / 201 votes)




Convenience (20.29% / 236 votes)



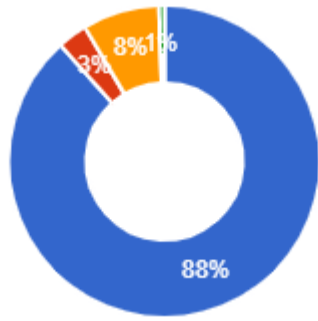
Environmental considerations (food miles, shop local, reduced packaging etc) (16.6% / 193 votes)



Other (please explain below) (4.39% / 51 votes)




Both markets take place in the High Street. What are your thoughts on the location?




The High Street is the right place for it (88.39% / 457 votes)




The High Street is not the right place for it (3.09% / 16 votes)



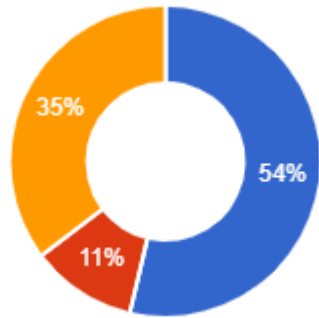
No preference (7.93% / 41 votes)



If you would like to suggest an alternative, please use the text box to let us know where (0.58% / 3 votes)




In addition to the twice-weekly markets and our annual Christmas market, would you like to see other seasonal or themed markets during the year? If you tick 'yes' please use the comments box to share your suggestions



Yes (53.7% / 254 votes)



No (10.99% / 52 votes)



No preference (35.31% / 167 votes)

